

3 200m Backstroke Men Final

Official












☰ Qualified

🏊 Summary

1 Final 13 years

Official









heat Started at: 06:46 PM









Lane	Competitor	Age	Club	RT	FINA	Rank	Result
2	 Seann Atis-...	13	 Man...	+0.58		4	2:28.76 Entry: 2:32.19 -3.43
	50m: 33.26		100m: 1:10.87 (37.61)				
	150m: 1:50.19 (39.32)		200m: 2:28.76 (38.57)				
3	 Macauley ...	13	 Kiwi ...	+0.63		5	2:29.27 Entry: 2:29.68 -0.41
	50m: 35.07		100m: 1:13.24 (38.17)				
	150m: 1:52.31 (39.07)		200m: 2:29.27 (36.96)				
4	 Joshua Read	13	 Selw...	+0.72		1	2:21.94 Entry: 2:25.66 -3.72
	50m: 33.42		100m: 1:10.23 (36.81)				
	150m: 1:47.04 (36.81)		200m: 2:21.94 (34.90)				
5	 Lawson Ro...	13	 Nort...	+0.89		2	2:22.29 Entry: 2:25.94 -3.65
	50m: 33.01		100m: 1:09.15 (36.14)				
	150m: 1:46.28 (37.13)		200m: 2:22.29 (36.01)				
6	 Alex Gibson	13	 Aqua...	+0.71		3	2:23.75 Entry: 2:30.94 -7.19
	50m: 34.95		100m: 1:11.27 (36.32)				
	150m: 1:48.91 (37.64)		200m: 2:23.75 (34.84)				
7	 James Will...	13	Stratf...	+0.66		6	2:34.53 Entry: 2:38.82 -4.29
	50m: 35.05		100m: 1:14.95 (39.90)				
	150m: 1:55.40 (40.45)		200m: 2:34.53 (39.13)				
















2 Final 14 years

Official



heat Started at: 06:51 PM



Lane	Competitor	Age	Club	RT	FINA	Rank	Result
0	 Ollie Kennett	14	 Levin...	+0.68		4	2:24.32 Entry: 2:31.97 -7.65
	50m: 34.14		100m: 1:10.94 (36.80)				
	150m: 1:48.13 (37.19)		200m: 2:24.32 (36.19)				
1	 Luke Biggar	14	 Muri...	+0.72		7	2:29.70 Entry: 2:30.19 -0.49
	50m: 34.93		100m: 1:13.19 (38.26)				
	150m: 1:52.64 (39.45)		200m: 2:29.70 (37.06)				
2	 SooMin Song	14	 Jasi ...	+0.65		8	2:30.28 Entry: 2:27.39 +7.11
	50m: 34.95		100m: 1:13.91 (38.96)				
	150m: 1:53.97 (40.06)		200m: 2:30.28 (36.31)				
3	 Luke Johns...	14	 Alex...	+0.69		3	2:21.98 Entry: 2:24.98 -3.00
	50m: 33.46		100m: 1:09.79 (36.33)				
	150m: 1:46.37 (36.58)		200m: 2:21.98 (35.61)				

4	 Stephen Mi...	14	 St P... +0.66	1	2:19.05 Entry: 2:22.80 -3.75
	50m: 33.34		100m: 1:09.51 (36.17)		
	150m: 1:45.10 (35.59)		200m: 2:19.05 (33.95)		
5	 Ryan Hewe...	14	 Kow... +0.66	2	2:19.08 Entry: 2:23.14 -4.06
	50m: 32.45		100m: 1:07.85 (35.40)		
	150m: 1:43.78 (35.93)		200m: 2:19.08 (35.30)		
6	 James Kim	14	 Wait... +0.63	5	2:25.09 Entry: 2:25.02 +9.93
	50m: 32.89		100m: 1:09.23 (36.34)		
	150m: 1:47.03 (37.80)		200m: 2:25.09 (38.06)		
7	 Finn Hende...	14	Quee... +0.66	9	2:30.49 Entry: 2:30.06 +9.57
	50m: 34.76		100m: 1:13.27 (38.51)		
	150m: 1:52.77 (39.50)		200m: 2:30.49 (37.72)		
8	 Ryan Laure...	14	Dann... +0.68	6	2:28.88 Entry: 2:31.74 -2.86
	50m: 34.71		100m: 1:12.35 (37.64)		
	150m: 1:52.18 (39.83)		200m: 2:28.88 (36.70)		

3 Final 15 years							Official
heat	Started at: 06:55 PM						
Lane	Competitor	Age	Club	RT	FINA	Rank	Result
0	 Bob Thomp...	15	 Nort... +0.83			8	2:28.57 Entry: 2:28.43 +9.86
	50m: 34.06		100m: 1:10.84 (36.78)				
	150m: 1:50.37 (39.53)		200m: 2:28.57 (38.20)				
1	 Kayden Te ...	15	Puke... +0.81			8	2:28.57 Entry: 2:27.12 +8.55
	50m: 33.47		100m: 1:10.89 (37.42)				
	150m: 1:50.02 (39.13)		200m: 2:28.57 (38.55)				
2	 Lukas Anson	15	 Selw... +0.79			4	2:22.71 Entry: 2:25.48 -2.77
	50m: 33.07		100m: 1:09.80 (36.73)				
	150m: 1:46.46 (36.66)		200m: 2:22.71 (36.25)				
3	 Neo Urlich	15	 St P... +0.72			3	2:19.17 Entry: 2:19.94 -0.77
	50m: 31.89		100m: 1:07.52 (35.63)				
	150m: 1:43.44 (35.92)		200m: 2:19.17 (35.73)				
4	 Lucas Perc...	15	 Cent... +0.63			1	2:14.40 Entry: 2:15.79 -1.39
	50m: 30.86		100m: 1:05.26 (34.40)				
	150m: 1:40.28 (35.02)		200m: 2:14.40 (34.12)				
5	 Drew Bates...	15	 Tawa... +0.63			2	2:17.23 Entry: 2:19.73 -2.50
	50m: 31.98		100m: 1:06.62 (34.64)				
	150m: 1:42.29 (35.67)		200m: 2:17.23 (34.94)				
6	 Luca Graham	15	 Vikin... +0.63			6	2:25.36 Entry: 2:25.08 +9.72
	50m: 32.97		100m: 1:10.14 (37.17)				
	150m: 1:48.79 (38.65)		200m: 2:25.36 (36.57)				
7	 Toby Hewe...	15	 Kow... +0.64			5	2:24.62 Entry: 2:26.13 -1.51

50m: 32.98 100m: 1:10.05 (37.07)
150m: 1:47.86 (37.81) 200m: 2:24.62 (36.76)




















8  Cullen Byrne 15  Ice B... +0.67 7 **2:26.15**
Entry: 2:27.27 -1.12
50m: 33.83 100m: 1:10.53 (36.70)
150m: 1:48.88 (38.35) 200m: 2:26.15 (37.27)

9  Fergus Cha... 15  Kow... +0.83 10 **2:30.14**
Entry: 2:28.76 +8.62
50m: 33.80 100m: 1:11.02 (37.22)
150m: 1:50.35 (39.33) 200m: 2:30.14 (39.79)

4 Final 16-18 years

Official

heat Started at: 07:00 PM

Lane	Competitor	Age	Club	RT	FINA	Rank	Result
0	 Ian Chen	18	 St P...	+0.88		10	2:28.44 Entry: 2:25.99 +7.55 50m: 35.77 100m: 1:13.75 (37.98) 150m: 1:51.78 (38.03) 200m: 2:28.44 (36.66)
1	 Eli Adams	17	 Rau...	+0.72		6	2:20.78 Entry: 2:21.84 -1.06 50m: 33.06 100m: 1:08.41 (35.35) 150m: 1:44.73 (36.32) 200m: 2:20.78 (36.05)
2	 Sam Hewlett	16	 Pirat...	+0.61		5	2:20.60 Entry: 2:20.86 -0.26 50m: 32.34 100m: 1:07.98 (35.64) 150m: 1:44.54 (36.56) 200m: 2:20.60 (36.06)
3	 Jack Love	16	 Blen...	+0.63		3	2:16.29 Entry: 2:19.29 -3.00 50m: 31.37 100m: 1:06.26 (34.89) 150m: 1:42.03 (35.77) 200m: 2:16.29 (34.26)
4	 Cody Bennett	17	 Pirat...	+0.71		1	2:14.51 Entry: 2:15.20 -0.69 50m: 30.48 100m: 1:04.15 (33.67) 150m: 1:39.19 (35.04) 200m: 2:14.51 (35.32)
5	 Tom Brown	16	Dann...	+0.91		7	2:22.60 Entry: 2:18.45 +5.85 50m: 31.88 100m: 1:07.91 (36.03) 150m: 1:45.43 (37.52) 200m: 2:22.60 (37.17)
6	 Hara Hughes	17	 Tawa...	+0.67		2	2:15.69 Entry: 2:20.53 -4.84 50m: 31.03 100m: 1:05.14 (34.11) 150m: 1:40.75 (35.61) 200m: 2:15.69 (34.94)
7	 Fidel Poulsen	17	 Brea...	+0.65		4	2:17.73 Entry: 2:21.61 -3.88 50m: 32.13 100m: 1:06.75 (34.62) 150m: 1:43.48 (36.73) 200m: 2:17.73 (34.25)
8	 Leif Fuchs	16	 Evol...	+0.69		8	2:22.85 Entry: 2:22.06 +9.21 50m: 33.33 100m: 1:09.80 (36.47) 150m: 1:46.70 (36.90) 200m: 2:22.85 (36.15)
9	 Finn Henry	16	 Wait...	+0.94		9	2:26.12 Entry: 2:26.50 -0.38 50m: 34.32 100m: 1:11.30 (36.98) 150m: 1:49.25 (37.95)